

GDF450PSR/PGR

GE® Plastic Interior Dishwasher with Front Controls

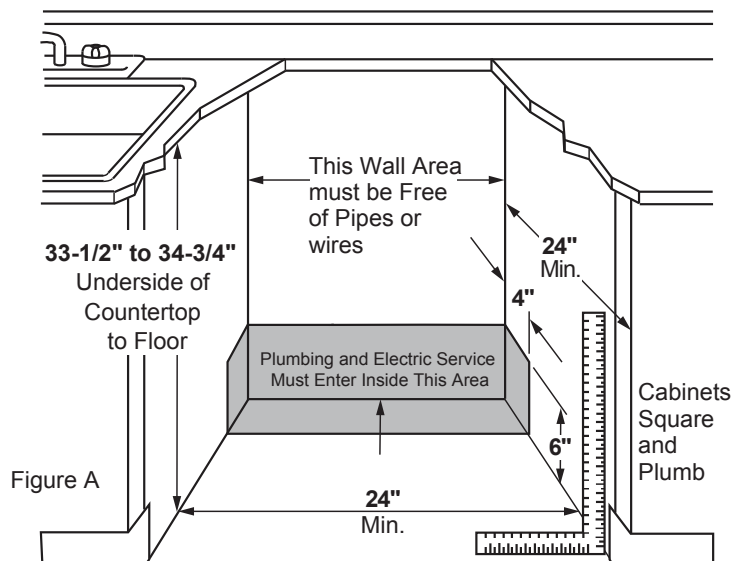
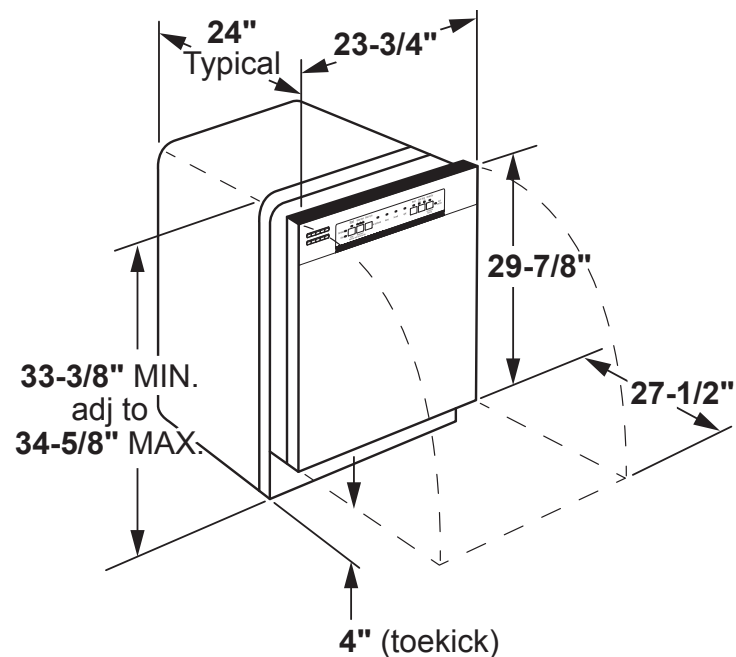
DIMENSIONS AND INSTALLATION INFORMATION (IN INCHES)

ELECTRICAL RATING

Voltage AC120
Hertz..... 60
Total connected load amperage6.6
Calrod® heater watts max.....800/500

For use on adequately wired 120-volt, 15-amp circuit having 2-wire service with a separate ground wire. This appliance must be grounded for safe operation.

INSTALLATION INFORMATION: Before installing, consult installation instructions packed with product for current dimensional data.



For answers to your Monogram, Café™, GE Profile™ or GE Appliances product questions, visit our website at geappliances.com or call GE Answer Center® Service, 800.626.2000.



Listed by
Underwriters
Laboratories

Specification Revised 3/22

GDF450PSR/PGR

GE® Plastic Interior Dishwasher with Front Controls

FEATURES AND BENEFITS

Reliable Performance – This American made dishwasher is durable, long-lasting and dependable. Its consistent performance will give you totally clean and dry dishes with every cycle.

Extra Heavy Duty Dishwasher Cycle – Heavy duty dishwasher cycle gets the toughest loads completely clean and uses industry-leading Dry Boost™ technology to remove water from hard-to-dry items like plastics.

Water Leak Sensor – This dishwasher features Active Flood Protect, to prevents potential overflows for greater peace of mind. A water sensor alarm cancels the wash cycle before a flood may occur and alerts you with blinking lights and an alert tone.

High Wash Performance – Get a complete wash with no pre-rinse, thanks to a variety of powerful clean wash cycles. No matter how many dishes you load or how dirty they are, rest assured you'll get spotless results every time.

Choose Your Cycle – This dishwasher offers a heavy wash, normal wash, and a 1-hour wash cycle for outstanding wash performance and clean dishes every time, every load size.

Heated Dry Dishwasher – Designed with a highly-effective heated dry cycle, this dishwasher consistently delivers completely dry dishes.

Dishwasher with Upper & Lower Rack Capacity – This well-designed dishwasher has an upper and lower rack, which offers loading flexibility and total wash coverage on both racks.

Hard Food Disposer – The Piranha Hard Food Disposer lets you use your dishwasher without pre-rinsing. Its stainless steel impellers rotate at 3,600 RPM to pulverize food particles and an anti-jamming design make sure wash arms stay unclogged.

Large Capacity – This large capacity dishwasher has enough space for 12 place settings and large dishware, making cleanup easy after large gatherings.

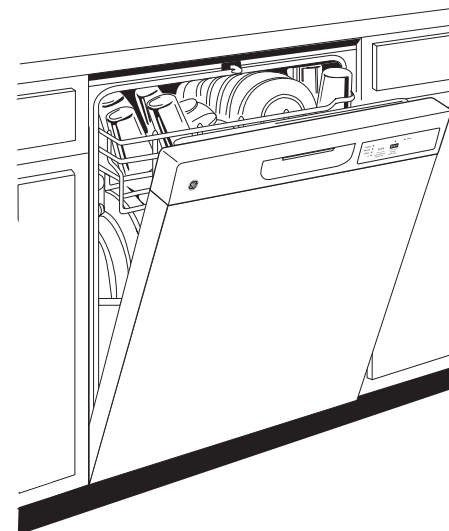
Removable Silverware Basket – The convenient, removable silverware basket makes loading and unloading utensils quick and easy.

Stylish Dishwasher – Designed to make an attractive addition to any kitchen, this dishwasher is as stylish as it is functional.

Flush Installation – Cabinet-depth flush installation ensures your dishwasher blends in with the design of your kitchen, and it doesn't reduce rack capacity.

Heavy-Duty Plastic Interior Dishwasher – This heavy-duty plastic interior is extremely long-lasting, durable and has an attractive American Gray finish.

60 dBA Dishwasher – This quiet dishwasher provides a powerful clean without unwanted noise or disturbances. A status light on the door lets you know when it's running.



Model GDF450PSRSS – Stainless Steel

Model GDF450PGRWW – White

Model GDF450PGRBB – Black

